





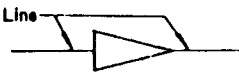


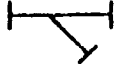




STANDARD SYMBOLS

WATER METER-----	
POINT OF CONNECTION-----	P O C
GATE VALVE-----	
MANUAL CONTROL VALVE (angle, straight) -----	
REMOTE CONTROL VALVE -----	
QUICK COUPLER VALVE-----	
PRESSURE RELIEF VALVE-----	
PRESSURE REGULATOR-----	
CHECK VALVE-----	
DOUBLE CHECK VALVE-----	
Y-STRAINER-----	
ATMOSPHERIC VACUUM BREAKER-----	
PRESSURE VACUUM BREAKER-----	

BUREAU OF ENGINEERING

DEPARTMENT OF PUBLIC WORKS

CITY OF LOS ANGELES

LANDSCAPE IRRIGATION SYMBOLS

STANDARD PLAN
S-664-0

SUBMITTED <i>May 12, 1977</i> <i>Charles J. Smith</i> CIVIL ENGINEER <i>Donald A. Williams</i> CIVIL ENGINEER	REVISIONS	SUPERSEDES	REFERENCES																																																		
APPROVED <i>S. J. [Signature]</i> 1977 CIVIL ENGINEER	<table border="1" style="width: 100%; border-collapse: collapse;"> <thead> <tr> <th style="width: 5%;">NO</th> <th style="width: 10%;">DATE</th> <th style="width: 35%;">DESCRIPTION</th> <th style="width: 15%;">DIV. ENGR</th> <th style="width: 15%;">CITY ENGR</th> </tr> </thead> <tbody> <tr><td> </td><td> </td><td> </td><td> </td><td> </td></tr> <tr><td> </td><td> </td><td> </td><td> </td><td> </td></tr> <tr><td> </td><td> </td><td> </td><td> </td><td> </td></tr> <tr><td> </td><td> </td><td> </td><td> </td><td> </td></tr> <tr><td> </td><td> </td><td> </td><td> </td><td> </td></tr> <tr><td> </td><td> </td><td> </td><td> </td><td> </td></tr> <tr><td> </td><td> </td><td> </td><td> </td><td> </td></tr> <tr><td> </td><td> </td><td> </td><td> </td><td> </td></tr> <tr><td> </td><td> </td><td> </td><td> </td><td> </td></tr> </tbody> </table>	NO	DATE	DESCRIPTION	DIV. ENGR	CITY ENGR																																															
NO	DATE	DESCRIPTION	DIV. ENGR	CITY ENGR																																																	
DESIGNED BY J.S.	DRAWN BY L.K.	CHECKED BY A.G.	VAULT INDEX NUMBER B-3899 SHEET 1 OF 2 SHEETS																																																		

STANDARD SYMBOLS

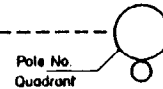
REDUCED PRESSURE BACKFLOW PREVENTER-----



HOSE BIBB-----



POWER SOURCE-----



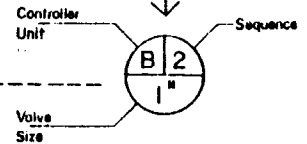
PULL BOX-----



CONTROLLER-----



REMOTE CONTROL VALVE STATION DESIGNATION-----



ELECTRICAL CONDUIT-----

E-----

PRESSURE MAINLINE-----

M-----

LATERAL LINE-----




PUMP-----



DRINKING FOUNTAIN-----



SLEEVE-----



EXISTING SLEEVE-----

