



**C18 (36" x 36")**  
 PLACED AT BEGINNING OF THE  
 WORK AND AT LEAST ONE PER  
 BLOCK, AND AT CROSS STREETS.

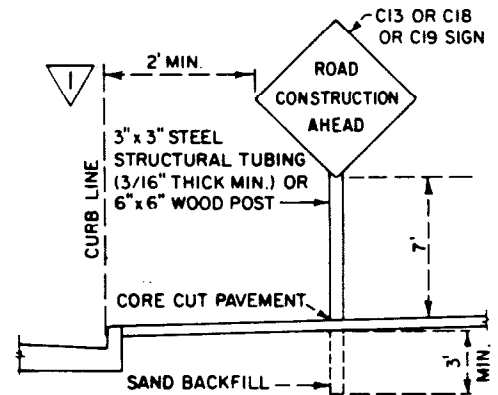


**C13 (48" x 24")**  
 PLACED AT END OF WORK

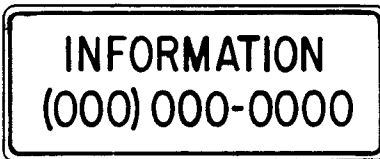
▽ C13, C18 AND C19 SIGNS SHALL BE  
 REFLECTORIZED WITH BLACK LETTERS  
 ON AN ORANGE BACKGROUND (SEE  
 MOUNTING AND PLACEMENT DETAILS  
 AT LOWER RIGHT). LETTERS SHALL BE  
 5" SERIES C.



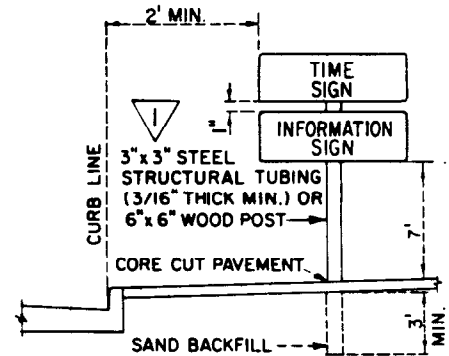
**C19 (36" x 36")**  
 FOR STREET CLOSURES  
 PLACED AS SPECIFIED  
 FOR C18 SIGNS



▽ "TIME SIGN" (48" x 24")  
 WITH BLACK LETTERS  
 (5" SERIES C) ON AN ORANGE  
 BACKGROUND. (SEE MOUNTING  
 AND PLACEMENT DETAILS  
 AT RIGHT.) (SEE NOTE 6  
 FOR WORDING)



"INFORMATION SIGN"  
 (48" x 24") WITH BLACK  
 LETTERS (5" SERIES C)  
 ON AN ORANGE BACKGROUND.  
 (SEE MOUNTING AND PLACEMENT  
 DETAILS AT RIGHT.) (SEE NOTE 5  
 FOR TELEPHONE NUMBER.)



▽ INFORMATION SIGN  
 TO BE MOUNTED BELOW  
 TIME SIGN AND C13 SIGN

**TYPICAL MOUNTING  
 AND PLACEMENT DETAILS  
 NOT TO SCALE**

BUREAU OF ENGINEERING

DEPARTMENT OF PUBLIC WORKS

CITY OF LOS ANGELES

**ADVANCE CONSTRUCTION NOTICE SIGNS**

**STANDARD PLAN  
 S-791-1**

SUBMITTED *June 15, 1989*

*Robert E. Hovell*  
 ENGINEER OF DESIGN

*Robert E. Hovell*  
 DEPUTY ENGINEER

APPROVED *July 11, 1989*

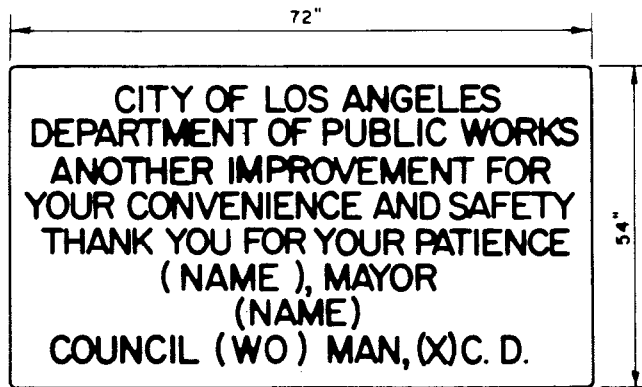
*Robert E. Hovell*  
 CITY ENGINEER

DESIGNED BY: RAB    DRAWN BY: RGM/GMcD    CHECKED BY: RGS

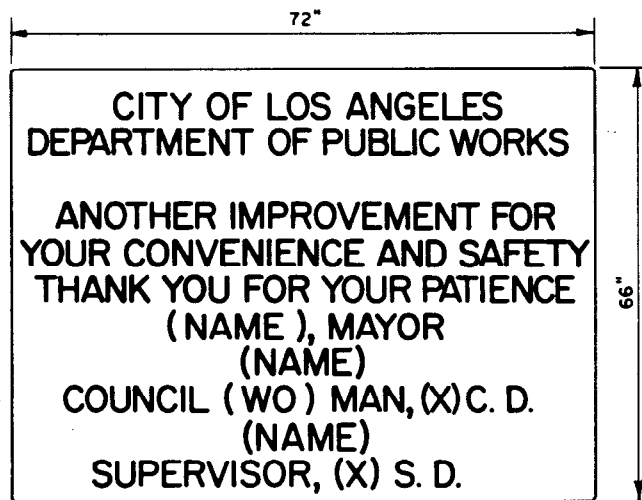


REVISIONS	
NO.	DESCRIPTION
1	REVISED: NOTES, TITLE OF SIGNS, TYPICAL MOUNTING AND PLACEMENT DETAILS, CREDIT SIGNS, AND ADDED TIME SIGN.

SUPERSEDES	REFERENCES
B-4097	
VAULT INDEX NUMBER B-4100	
SHEET 1 OF 4 SHEETS	



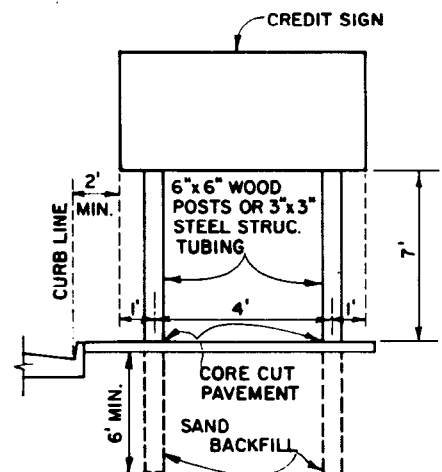
▽ TYPE I CREDIT SIGN



▽ TYPE II CREDIT SIGN

▽ ALL CREDIT SIGNS PLACED 100 FEET IN ADVANCE OF BEGINNING OF WORK.

▽ CREDIT SIGNS (72" x 66" MAXIMUM) WITH WHITE LETTERS (4" SERIES C) ON A BLUE BACKGROUND WITH A WHITE BORDER. (SEE MOUNTING AND PLACEMENT DETAILS AT RIGHT.)



▽ TYPICAL MOUNTING AND PLACEMENT DETAILS  
NOT TO SCALE

## NOTES

1. THESE SIGNS ARE IN ADDITION TO THOSE REQUIRED BY, AND SHALL CONFORM TO, THE PROVISIONS OF THE LATEST ADOPTED EDITION OF THE "WORK AREA TRAFFIC CONTROL HANDBOOK" (WATCH).
2. ALL SIGN AND PLATE PANELS SHALL CONSIST OF HIGH QUALITY REFLECTORIZED SHEETING APPLIED TO A BASE OF ALUMINUM OR PLYWOOD. BASE MATERIAL SHALL BE EXTERIOR GRADE PLYWOOD NOT LESS THAN 3/8 INCH THICK OR SHEET ALUMINUM NOT LESS THAN 0.063 INCH THICK FOR WIDTHS UP TO 42 INCHES AND NOT LESS THAN 0.080 INCH THICK FOR WIDTHS GREATER THAN 42 INCHES. ALL PANELS SHALL BE THE PRODUCT OF A COMMERCIAL TRAFFIC SIGN MANUFACTURER.
3. SIGN PANELS SHALL FACE AND BE VISIBLE TO ONCOMING TRAFFIC AND BE SECURELY FASTENED TO POSTS WITH COMMERCIAL BOLTS, NUTS AND WASHERS SO AS TO RESIST DISPLACEMENT.
- ▽4. THE SIGNS SHALL BE PLACED AT LEAST 7 DAYS BEFORE START OF CONSTRUCTION. PRIOR TO INSTALLATION OF ANY SIGNS, THE CONTRACTOR SHALL HAVE APPLICABLE INSURANCE ON FILE WITH THE CITY ATTORNEY'S OFFICE. UNLESS OTHERWISE SPECIFIED ON THE PLANS, THE SIGNS SHALL BE PLACED AS FOLLOWS:
  - A. **C18 SIGNS** SHALL BE PLACED AT THE BEGINNING OF THE WORK AND ONE PER BLOCK WITHIN THE LIMITS OF THE WORK. HOWEVER, NO TWO SUCCESSIVE SIGNS SHALL BE SPACED GREATER THAN 1000 FEET APART. **C18 SIGNS** SHALL ALSO BE PLACED ON CROSS STREETS ONE BLOCK PRECEDING THE WORK.
  - B. **C13 SIGNS** SHALL BE PLACED AT THE END OF THE WORK.
  - C. WHEN A STREET CLOSURE IS ALLOWED, **C19 SIGNS** SHALL BE PLACED AS SPECIFIED FOR **C18 SIGNS**.
  - D. THE **CREDIT SIGN** SHALL BE PLACED 100 FEET IN ADVANCE OF BEGINNING OF WORK, TWO SIGNS IF WORK INVOLVES BOTH SIDES OF STREET. **CREDIT SIGNS** SHALL BE REQUIRED ON ALL PROJECTS EXCEPT PERMIT PROJECTS. SEE PLANS FOR TYPE AND NAMES.
  - E. THE **COMBINATION TIME AND INFORMATION SIGN** SHALL BE PLACED 20 FEET BEHIND THE FIRST **C18 SIGN** AND 20 FEET BEHIND ALL **C13 SIGNS** AND **C19 SIGNS**.

5. FOR CASH AND ASSESSMENT ACT CONTRACTS, THE INFORMATION TELEPHONE NUMBER SHALL BE THE NUMBER OF THE DESIGN OFFICE SPECIFIED ON THE PROJECT PLANS. FOR PERMIT PROJECTS, IT SHALL BE THE NUMBER OF THE PERMITTEE OR ITS RESPONSIBLE DESIGNEE. FOR PROJECTS PERFORMED BY CITY FORCES, THE TELEPHONE NUMBER SHALL BE THAT OF THE BUREAU PERFORMING THE WORK.

▽ 6. FOR WORDING OF THE **TIME SIGN**, CONTACT THE ENGINEER, THE PERMITTEE OR THE RESPONSIBLE DESIGNEE.

7. ALL COSTS INCURRED IN FURNISHING, INSTALLING, MAINTAINING, AND REMOVING THE SIGNS SHALL BE INCLUDED IN OTHER ITEMS FOR WHICH BIDS ARE ENTERED.

▽ 8. SIGNS AT THE BEGINNING AND END OF THE PROJECT SHALL BE LOCATED CLOSE TO, BUT SHALL NOT INTERFERE WITH, THE CONSTRUCTION.